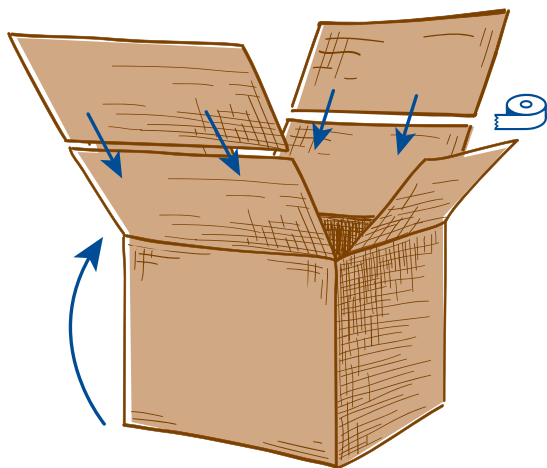
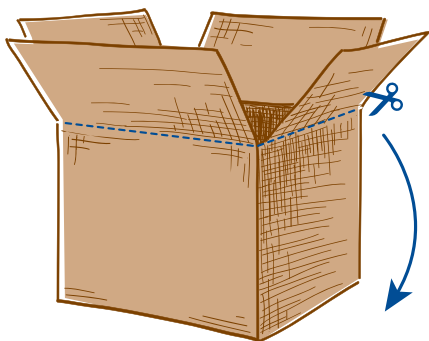


Create your Sugar Shack



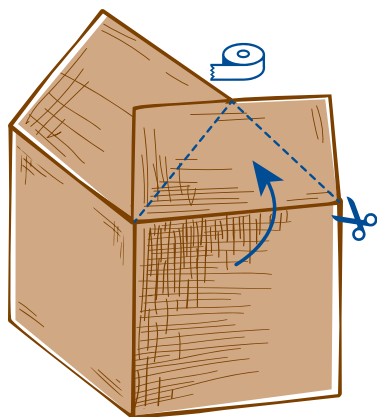
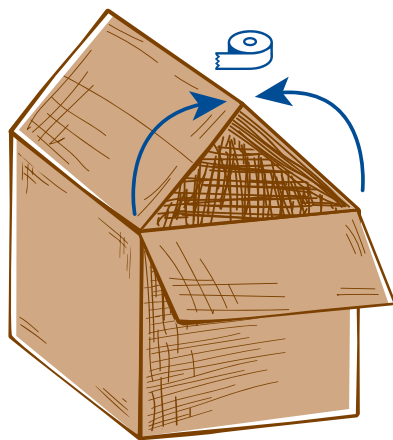
After satisfying your sweet tooth, it's time for some **FAMILY FUN!**

- 1** Turn box upside down and cut off all four bottom flaps.



- 2** Turn box over again and extend the long flaps using those cut off in step 1 (adjusting their height as needed).

- 3** Tape the 2 long flaps together to form the roof.



- 4** Close the roof with the short flaps and cut off excess. Tape these edges to finish the roof.



GRAB YOUR SCISSORS, DECORATORS!

Trick out your cabane with these cut-outs. Then let your imagination run wild and make a chimney, door and windows using the extra cardboard you cut off!



La cabane, c'est chez nous.
Chez nous, c'est

